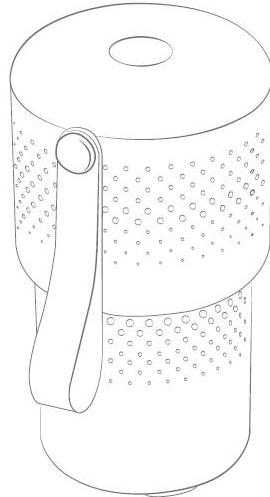


PORTABLEPHOTOLYSIS
STERILIZING
AND DEODORIZING PURIFIER



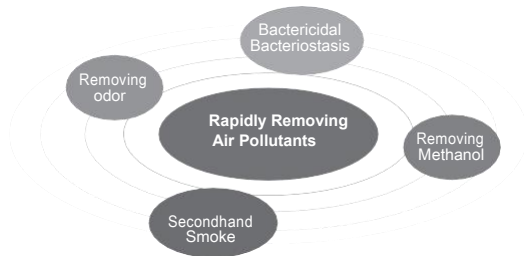

Bravolinear Tech Ltd.
Unit 959, 9/F., 19W Science Park West Avenue
Hong Kong Science Park, Sha Tin, N.T.
Email : info@bravolinear.com

CONTENTS

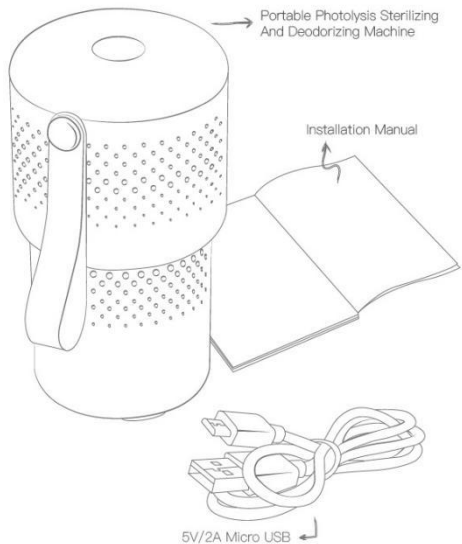
Contents	2
Product Summary	3
Product Packing	4
Product Description	5
Quick start guide	6
Instructions	7
Operation	8
Principle of Purification & Testing Report	9
Notice	10
After-sales and Warranty	11

PRODUCT SUMMARY

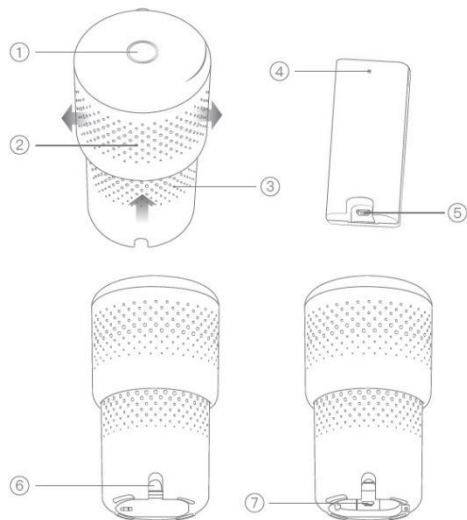
This purifier is mainly used in small spaces such as car, public transports, office space or wardrobes. The purifier circulates the air and decompose volatile organic compounds (VOC) through UV light and light photocatalysts to sterilize the air and eliminate the odor. This machine can be powered by internal rechargeable battery or with external USB power (not come with purifier) for operation and charging.



PRODUCT PACKING



PRODUCT DESCRIPTION



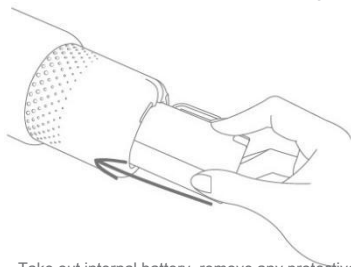
- ① Power button and LED Indicator
- ② Outlet
- ③ Inlet
- ④ Charge Indication Lighting
- ⑤ Battery USB
- ⑥ Battery USB when use
- ⑦ Purifier direct USB

QUICK START GUIDE



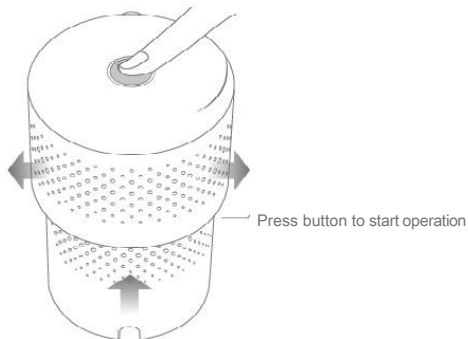
Take out the product

Micro USB Power Charge Fix Use

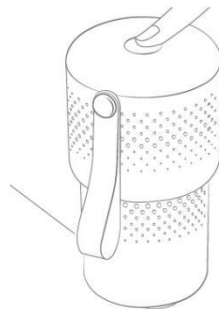


Take out internal battery, remove any protective seal,
insert back and charge purifier

INSTRUCTIONS



Press button for more than 3
seconds to turn off.

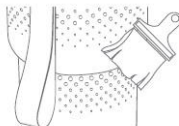


OPERATION

The purifier operate with battery pack or external power and can be recharged using the supplied Micro USB cable and an external 5V, 2A USB power (not provided).

The top LED's color indicates the following operating status of the purifier.

LED Color Indications		
	Status 1	Status 2
External Power Operation	Orange - Charging	Green - Fully Charge
Charging Mode	Red - Charging	White - Fully Charge
Battery Operation	Blue blink - low bat.	Blue - Battery OK



This purifier is equipped with UV lamp tube, regularly wiping the inlet and outlet with soft cloth for effective use.

PRINCIPLE OF PURIFICATION & TESTING REPORT

This product effectively sterilizes air and removes odor, including but not limit to odor caused by cigarette, cigar, food, human and animal. The purifying process is done by cutting-edge technologies including photocatalysis and oxidative degradation. It reduces chances of infection caused by many types of bacteria, viruses, fungi and air pollutants of most organic compounds.

Special UV-C emitter is introduced to denature many kinds of organic compounds and cells directly. Gives out clean and healthy air and eliminates the use of filter that would cause secondary pollution.

SUMMARY OF THE TEST RESULTS				
Number of Test	Items of Analysis	Unit	Result	
KJ20180390	CADR	Formaldehyde	m ³ /h	0.4
	Killing Rate	<i>Staphylococcus albus</i>		99.47
		<i>Staphylococcus aureus</i>	%	99.54
		<i>Escherichia coli</i>		99.56
	Power	Standby Power	W	0.1
		Input Power		6.3
	Harmful Substances	Ozone	mg/m ³	<0.003
		TVOC	mg/m ³	<1
	Release Amount	UV intensity	μW/cm ²	0.012



Date Received: March 26, 2018
Date Analyzed: March 27, 2018

NOTICE

To avoid damage to your car and property damage, please note the below:

If any parts of the air purifier is ever damaged, they must be replaced by authorized technicians to avoid danger.

Notice



Non-professional repairs are absolutely forbidden to disassemble and modify the products to avoid damage or harm.



Please make sure the purifier is OFF when cleaning, to avoid injury or electric shock.



Do not operate with wet hand to operate for avoiding electric shock.



Do not use other power sources beyond specified.



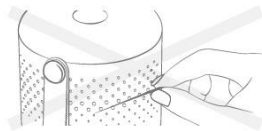
Do not wipe the purifier and components with any chemical, solvents or other cleaning agents.



Do not place the purifier under hot air or near fire, and do not expose under the sun for a long time.



Do not place volatile substances or flammable substances near the purifier to avoid fire.

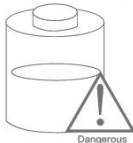


* Do not use foreign matters to contact this product inlet and outlet, in order to avoid contact with the interior cause electrical shock or injury.

Battery Instruction & Notice

Follow these important guidelines to prevent battery leakage, overheating, burning, explosion, electric shock or scalding.

- This product uses the designated lithium ion battery, uses the designated charger to charge the battery. Do not use any other chargers.
- Do not heat or burn batteries
- When carrying or storing batteries, guard against contact with any metal objects, such as jewelry, pins, zippers, etc.
- Do not store batteries in direct sunlight or sunny vehicles exposed to high temperature radiation, near heat sources, etc.
- To prevent battery leakage or damage to the terminal, follow all instructions for using the battery. Do not try to decompose the battery or modify it in any way, such as welding.



AFTER-SALES AND WARRANTY

The product is under a limited warranty under normal usage, for one year from the date of purchase.

If users need repairs, they can contact the manufacturer. Accessories such as USB cable, carrying strap are excluded from this warranty.

- You will not be able to enjoy free service for improper power supply, improper fittings or damage caused by transportation and other accidents.
- This certificate is void if altered.



To protect our planet's resources, recycle batteries.

When you discard your battery, be sure to cover its terminals and follow local laws and regulations.